


# TX Tiger



## Heavy-duty and accurate floor scale


**Suitable for weighing pallets and heavy loads, with a capacity of up to 3,000 kg**

- Floor platform with autonomy of more than 80 hours of use.
- Highly resistant sandwich structure, with epoxy treatment.
- OIML R-60 class C load sensors in nickel-plated steel, IP67 protection.
- With LED digit TX indicator and 400 cm long cable.
- Weighing accumulation with total memory.
- Piece counting with free sampling.
- Digital filter for weighing animals in motion.
- Built-in Ni-MH battery.

Accurex TX Tiger scale models are products for professional use, withstand hard and intensive treatment. They are manufactured with epoxy-treated steel structure and highly reliable TX electronic indicator.

The **TX indicator** with 4 meters cable length can be positioned at a distance from the platform. The weighing response is extremely fast, in less than 2 seconds it accurately displays the stable weight.





## Main functions

**Weighing of animals in motion.** Allows the weighing of animals on the platform, by means of a digital filter that averages and displays the final weight value, once the calculation operations have been carried out.

**Counting of pieces.** It calculates the number of pieces from a sample taken in advance.

**Tare of containers and containers,** to display the net weight.

**It is powered by 220V mains and also by its internal Ni-MH battery** which is recharged by the same mains cable. While the scale is being used connected to the mains, its battery is being recharged simultaneously.

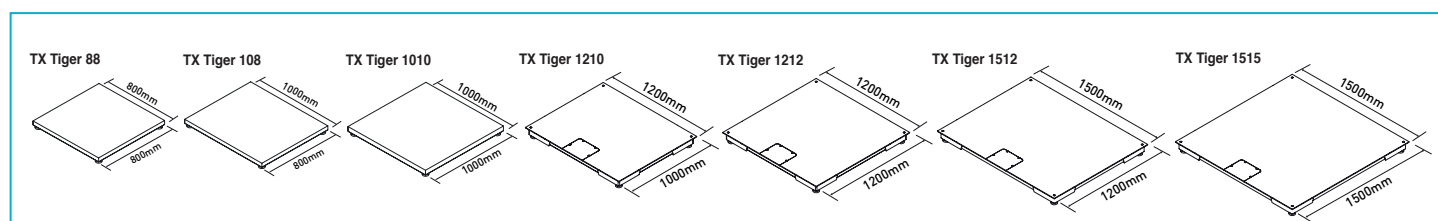
**Calibration as standard.** The equipment is supplied duly calibrated and adjusted by our calibration laboratory located in Barcelona (audited annually by the European Notified Body NMI).

## Technical features

Model	TX Tiger 88 - 300	TX Tiger 88 - 600	TX Tiger 1010 - 600	TX Tiger 1010 - 1,5T	TX Tiger 1010 - 3T	TX Tiger 1210 - 1,5T	TX Tiger 1210 - 3T	TX Tiger 1212 - 1,5T	TX Tiger 1212 - 3T	TX Tiger 1512 - 1,5T	TX Tiger 1512 - 3T	TX Tiger 1515 - 1,5T	TX Tiger 1515 - 3T
Reference	72120	72121	72122	72114	72115	72123	72124	72116	72117	72125	72126	72118	72119
Capacity	300 kg	600 kg	600 kg	1500 kg	3000 kg	1500 kg	3000 kg	1500 kg	3000 kg	1500 kg	3000 kg	1500 kg	3000 kg
Resolution	50 g	100 g	100 g	200 g	500 g	200 g	500 g	200 g	500 g	200 g	500 g	200 g	500 g
Weighing units	kg												
Power	Mains 220 V, 50 Hz												
Working temperature	0°C / +40°C												
Structure	Steel with baked epoxy paint												
Load cells	4 H8C Rebel cells												
Junction box	ABS with IP65 protection												
Dim. platform (mm)	800 x 800		1000 x 1000			1200 x 1000		1200 x 1200		1500 x 1200		1500 x 1500	
Minimum height (mm)	112					104							
Maximum height (mm)	117					119							
Platform net weight (kg)	45		49			64		73		89		105	
Packaging dim. (mm)	810 x 810 x 260		1010 x 1010 x 260			1210 x 1010 x 150		1210 x 1210 x 150		1510 x 1210 x 150		1510 x 1510 x 150	
Total weight with packaging <sup>1</sup> (kg)	65		69			76		88		107		127	

(1) Product in a single package. The platform includes the indicator and accessories inside, accessible from the bottom.

## External dimensions (mm)



## Platform accessories



Ramp RM




Ramp RL

### Practical access ramps


- Two types of ramp: short (RM) with reduced dimensions and long (RL), with double angle for easier access with heavy loads.
- The long ramp (RL) makes access for manual pallet trucks easier and quicker.

Ref.	Ramps RM
7006	<b>RM-8 Access Ramp for 88</b>
70190	<b>RM-10 Access Ramp for 1010 and 1210</b>
4267	<b>RM-12 Access Ramp for 1210 and 1512</b>
4520	<b>RM-15 Access Ramp for 1512 and 1515</b>




Ramp RM

Ref.	Ramps RL
71178	<b>RL-8 Access Ramp for 88</b>
71179	<b>RL-10 Access Ramp for 1010 and 1210</b>
71180	<b>RL-12 Access Ramp for 1210 and 1512</b>
71181	<b>RL-15 Access Ramp for 1512 and 1515</b>



Ramp RL



*Note: The image shows two units, sold separately.*

### Protective surround

- Protects the platform from impacts and accidents.
- One or several sides of the platform can be protected.

Ref.	Bumpers
70022	<b>BM-10 Bumper 1m for model 1010 and 1210</b>
70033	<b>BM-12 Bumper 1,2m for model 1210 and 1512</b>
70024	<b>BM-15 Bumper 1,5m for model 1512 and 1515</b>
70022A	<b>Set of 4 BM bumpers for perimeter protection for model 1010</b>
70022B	<b>Set of 4 BM bumpers for perimeter protection for model 1210</b>
70033B	<b>Set of 4 BM bumpers for perimeter protection for model 1512</b>
70024A	<b>Set of 4 BM bumpers for perimeter protection for model 1515</b>